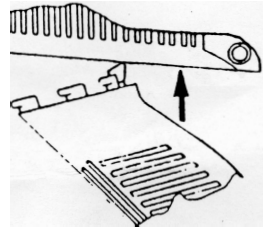


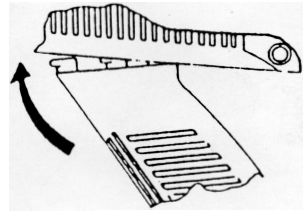
**KELLY GRIP**  
FOR: LIBERTY I, 11, 50, 100,  
M-900, M-951

## Installation Instructions

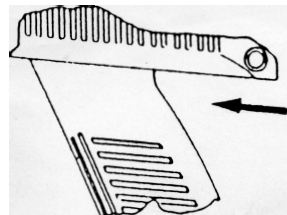
**1. Insert Kelly Grip locking lug first, into any (3) ventilation holes in bottom of M-900 barrel shroud.**



**2. Rotate Kelly Grip up until other lugs are fully inserted.**



**3. Slide Kelly Grip forward firmly and tighten lock with phillips screwdriver through bottom of Kelly Grip.**



Reverse procedure to remove.