



LIGHT WEAPON SYSTEMS

M-900 / M-950 MAGAZINE LOADER

FOR CALICO 50 OR 100 ROUND 9mm MAGAZINES

- 1) Depress Latch (4) and open Loader as in Fig. A.
- 2) Place Ammo Tray (9) filled with *good quality* 9mm ammo (8) carefully onto Window (1) against (2) with Loader in vertical position and the inside corner of (9) against the inside corner of (2).
- 3) Lay the Loader and Tray of bullets down so that the Window (1) is resting flat on a level surface, such as a table.
- 4) Carefully remove Tray as indicated in Fig. B, which will leave the bullets standing rim down on (1).
- 5) Slowly close (3) as indicated in Fig. B, being careful not to knock over any bullets. If any do fall over, just stand them up on (1) and continue.
- 6) When Loader is closed, Latch will lock. If it does not, carefully open Loader. Pick up any bullets that may have fallen, stand up and close again, or shift bullets slightly if they "bridge".
- 7) Stand Loader up, as in Fig. C. You should see (50) bullets, rimmed end, approximately as shown.
- 8) Release pressure on a 50 or 100 round Magazine by pushing Button at rear of Magazine, then crank Winder slowly until Follower enters Feed Lip area.
- 9) Insert Magazine into Well (10) so that the Feed Lip is adjacent to Rotor (5) as in Fig. D.
- 10) Hold onto Magazine with one hand and crank Handle (6) clockwise as shown.
- 11) Watch bullets feed into Magazine via (5). Release Spring pressure in Magazine as needed.
- 12) The Lifter (7) should dislodge bullets that may "bridge" between (1) and (2) as you crank. It is possible that a bullet may tumble. In this case, stop loading, re-stack misaligned bullets and continue.
- 13) Repeat procedure for 100 round Magazine releasing Spring pressure in Magazine after loading first (50) bullets.

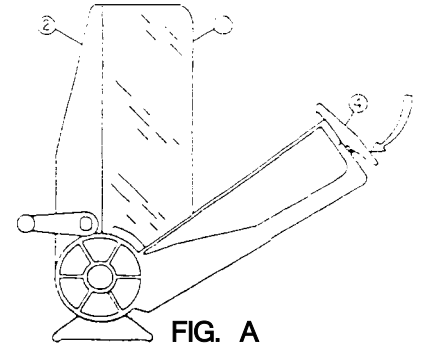


FIG. A

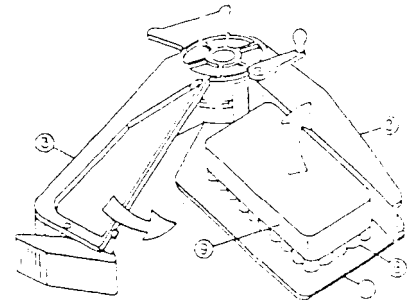


FIG. B

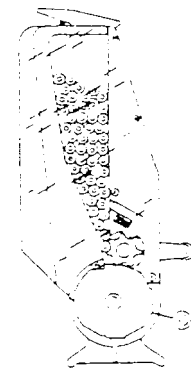


FIG. C

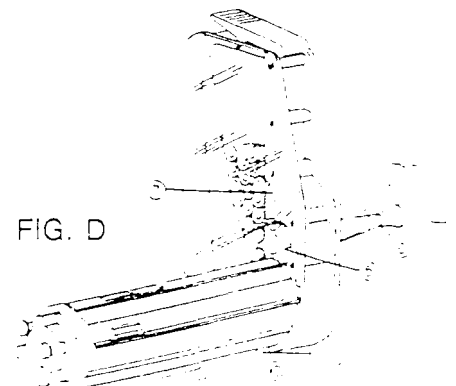


FIG. D

NOTE:

- a) It normally takes 15 seconds to load (50) bullets.
- b) **Keep your Loader clean** and dry for best performance.
- c) **DO NOT FORCE CRANK** - check for too much tension on Magazine Spring or misaligned bullet.
- d) Do not try to load more than (50) bullets into 50 RD Magazine or (100) bullets into 100 RD Magazine.